

.....

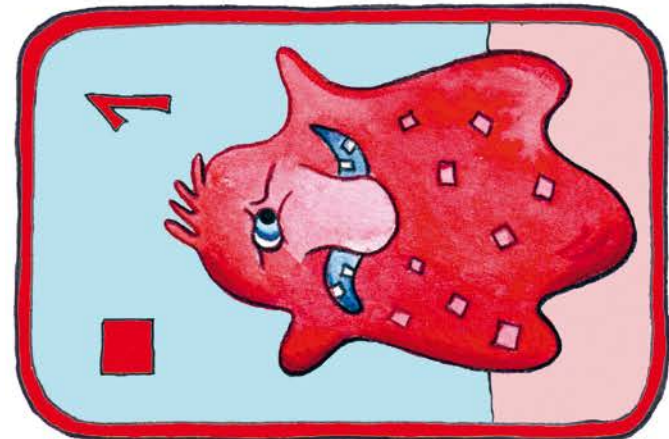





Bastelzubehör:





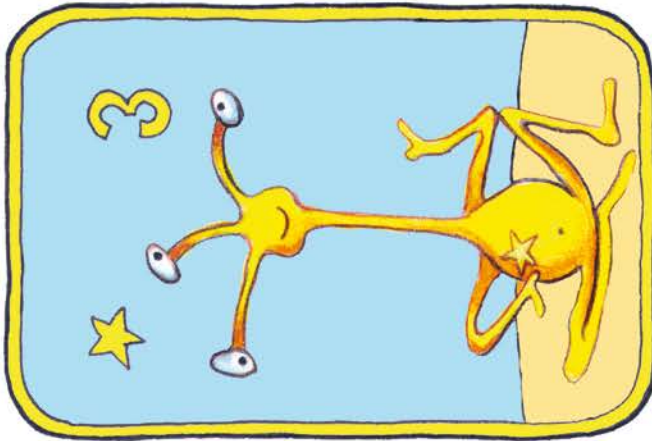


- Tonkarton
 - Klebestift
 - Schere
 - Buchfolie/Laminierfolie
-




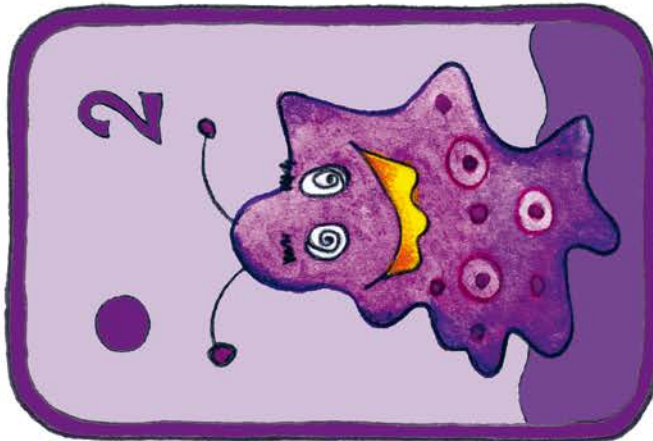


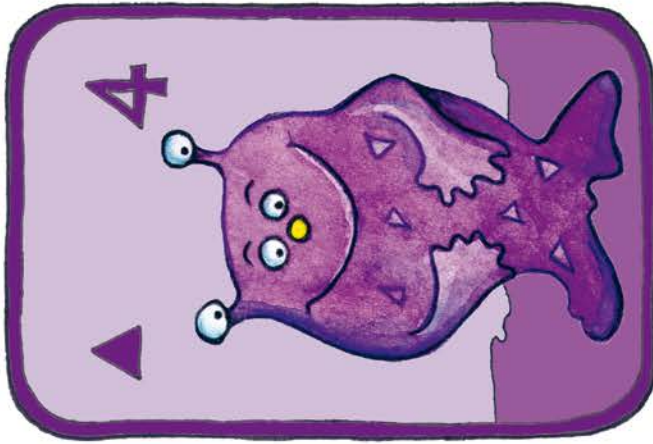
.....

So wird es gemacht:

- Die Spielkarten- und Kartenboxvorlagen auf Tonkarton kleben und ausschneiden.
 - Die Spielkarten mit Buchfolie überkleben oder einlaminierten.
 - Kartenbox: Den Klebstoff auf die mit ☆ markierten Flächen auftragen und die Box zusammenfallen. Die Box kann zum Schutz mit Buchfolie überklebt werden.
-







Das Monster-Gerangel (Spielkarten)

